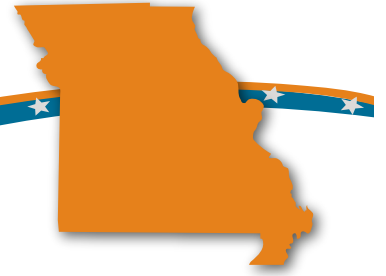




**bread**fortheworld  
HAVE FAITH. END HUNGER.

# Ending Hunger in Missouri

Missouri is the 19th hungriest state in the country.



## Hunger and Poverty Snapshot

- **One in 7 households** struggles to put food on the table.<sup>1</sup>
- **1,442,324 people live** in communities with poverty rates of 20 percent or more.<sup>2</sup>
- **30,739 veterans** live below the poverty line.<sup>3</sup>
- If Medicaid is block granted, an additional **325,400 people could be uninsured**,<sup>4</sup> compared to 531,923 people currently uninsured.<sup>5</sup>

## We Can End Hunger by 2030

The United States and the world have made substantial progress against hunger and poverty over the past 50 years. But too many people, including Americans, are still being left behind. Ending hunger and poverty in our state and country requires political will as well as comprehensive solutions that enable people to move toward financial stability. In 2018, elected officials should:


- **Support adequate federal funding for programs that help low-income communities.** Anti-hunger programs such as SNAP and WIC help families deal with a job loss or crisis. Efforts to reform Medicaid should ensure that vulnerable families do not lose health care access.
- **Support strong foundations for families, individuals, and workers.** Ensuring that everyone has access to good jobs, a livable minimum wage, and strong benefits lays a strong foundation for our workers. In addition, having access to quality education, affordable housing, health care, and asset and credit building opportunities empowers families and individuals to become financially independent.
- **Support fair and equitable tax policy.** Tax reform legislation should strengthen and expand earned income tax credits and child tax credits, narrow the widening inequality between top and bottom earners. Tax policies should prioritize low-income workers so they can earn more, save more, and build assets for the future. Legislation should not increase taxes for low-income workers.
- **Support comprehensive immigration policy.** Immigration is a hunger issue on both sides of the border. Reform should both address the push factors that lead people to migrate from their home countries and, for those already here, prioritize family unity, human dignity, work opportunities, and responsible pathways to U.S. citizenship.
- **Support a fair and equitable criminal justice system.** Mass incarceration perpetuates hunger and poverty. Sentencing reform and support for individuals returning from incarceration, e.g., jobs, affordable housing, and programs such as TANF (Temporary Assistance for Needy Families) and SNAP (Supplemental Nutrition Assistance Program), will lower recidivism as well as hunger and poverty.



When women flourish, so do their children.



An individual must earn **\$15.09** per hour in Missouri to provide for a family, yet, the state minimum wage is **\$7.85**.<sup>8</sup>

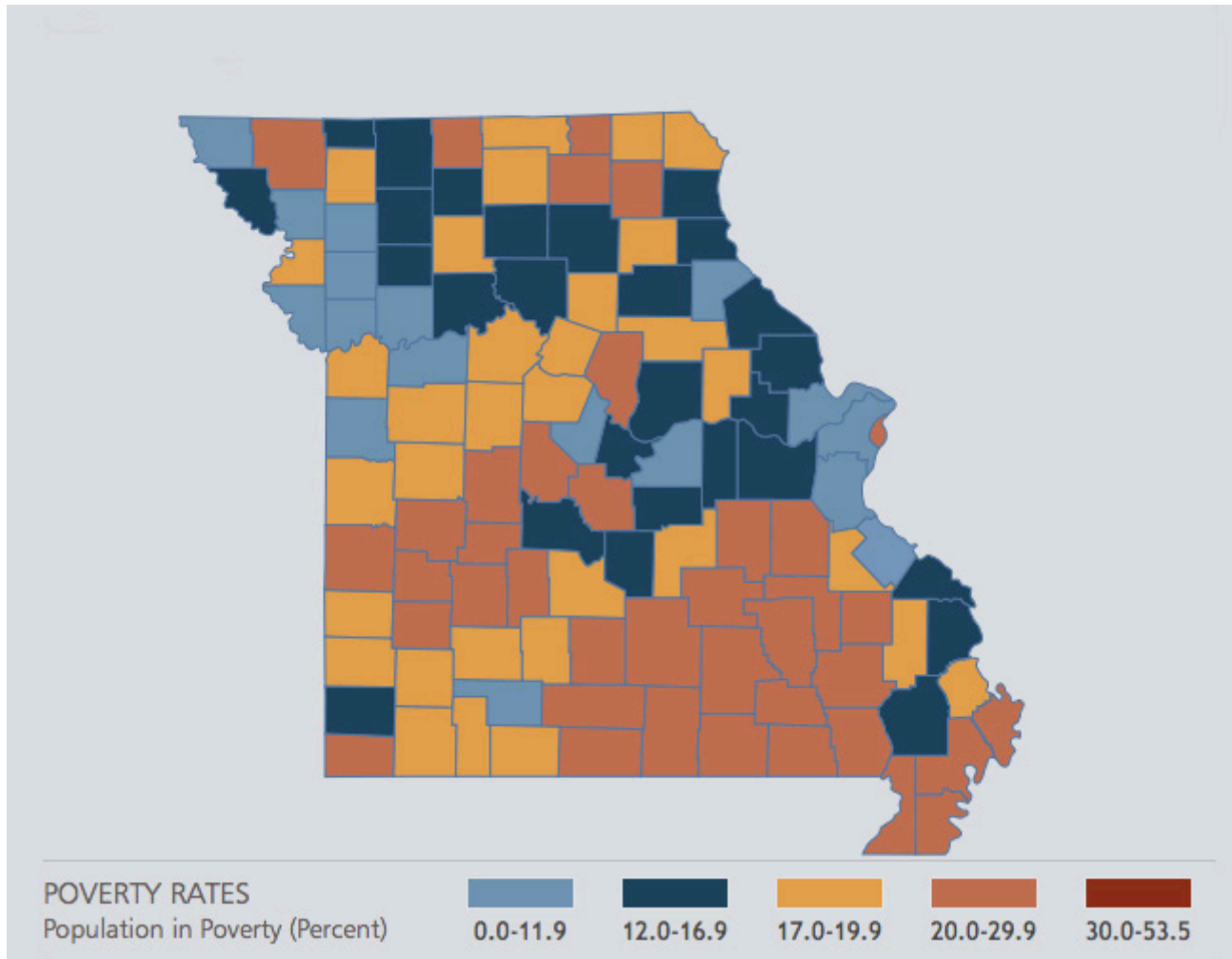


are **2** times more likely to live with hunger and poverty.<sup>9</sup>

Ending hunger in America is feasible. What we need is the political will to do so.

The map shows the levels of poverty by county. Counties with rates of 20 percent of poverty or more (shaded in red below) are considered areas of concentrated poverty. In those areas, hunger rates are higher, and problems, including poor housing conditions and fewer job opportunities, increase these rates.<sup>10</sup>

## Poverty in Missouri



### Endnotes

<sup>1</sup> USDA, ERS, Household Food Security in the United States in 2016.

<sup>2</sup> U.S. Census Bureau, 2008-2012 American Community 5-Year data.

<sup>3</sup> U.S. Census Bureau, 2016 American Community Survey 1-Year data. Table B21007.

<sup>4</sup> Data adapted by the Center for American Progress from Congressional Budget Office 2017 projections. Available at <https://www.americanprogress.org/issues/healthcare/news/2017/06/27/435112/coverage-losses-state-senate-health-care-repeal-bill/>

<sup>5</sup> U.S. Census Bureau, 2016 American Community Survey 1-Year data. Table S2701.

<sup>6</sup> U.S. Census Bureau, 2016 American Community Survey 1-Year data. Table CP03.

<sup>7</sup> U.S. Census Bureau, 2012-2016 American Community Survey 5-Year data. Table B17001.

<sup>8</sup> Dr. Amy K. Glasmeier and MIT, Living Wage Calculator. Hourly living wage based on standard four-person household with two adults and two children. Living wages for single parent households are much higher.

<sup>9</sup> Data was adapted from the Kaiser Foundation "Poverty Rate by Race/Ethnicity in 2016." Data for Alaska, Colorado, Hawaii, Iowa, Maine, Maryland, Mississippi, New Hampshire, North Dakota, South Dakota, Vermont and West Virginia were calculated using U.S. Census 2016 American Community Survey 5-Year Tables B17001A, B17001E, B17001B.

<sup>10</sup> The map was developed by the Housing Assistance Council, [www.ruralhome.org](http://www.ruralhome.org), based on data from the U.S. Census Bureau, [www.census.gov](http://www.census.gov)